



**CENTRALINA**  
REGIONAL COUNCIL

# Regional Resilience Collaborative (RRC) Workshop #2

March 15, 2023

# Welcome & Introductions

- In the Teams Chat, please write your:
  - Name
  - Title
  - Jurisdiction

# Agenda

- Welcome & Introductions
- Workshop #1 Recap
- Workshop #2 Sessions
  - Pre-Disaster Recovery Planning
  - Grants
  - Roadmap to Resilient Recovery
- Next Steps



Recovery Capability Development

---

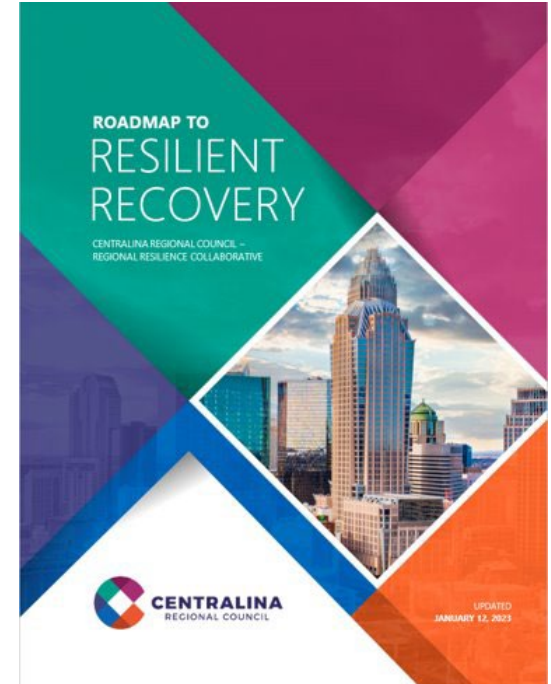
# Workshop #1 Recap

# Workshop #1 Recap

- You are a critical component for building a Pre-Disaster Recovery Plan for your community.
- These workshops will:
  - Better prepare you and your community for the next economic impact.
  - Save your community expenses and taxes for disaster preparedness and recovery operations.
  - Better prepare you and your community to be more competitive for grant opportunities.
  - Create a peer-peer working group that is ongoing in the region.

# Roadmap Overview

- **Self-Assessment** - Intended to assist a jurisdiction in establishing a baseline understanding of where they are within the roadmap guidance
- **Improvement Planning** - Helps to identify future development targets and improvement areas

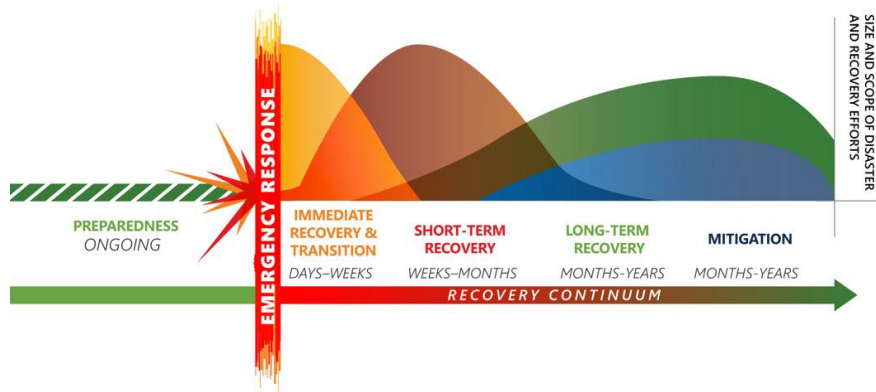


# Grant Overview

- **Establish Accounts** – In all state and federal grant systems
- **Information Collection** – Who, What, Why, When and Where

# Pre-Disaster Recovery Planning Overview

- Your responsibilities:
  - Prioritize recovery planning
  - Encourage all agencies to support
  - Identify additional stakeholders





# Workshop #2 Goals

- **Pre-Disaster Recovery Planning**
  - Review Base Plan elements, planning partners, and planning considerations
- **Grants**
  - Review available grant options
  - Homework: Assess and prioritize projects
- **Roadmap to Resilient Recovery**
  - Review and discuss roadmap scoring
  - Learn about improvement planning
  - Homework: Complete the Improvement Plan

	2022	2023					2024				
	December	January	March	May	July	September	November	January	March	May	June
Project Management	Re-Engage and Project Timeline				RRC Luncheon: State of the RRC						RRC Luncheon: State of the RRC
Capability Development		Self Assessment, Establish Targets	Improvement Planning, Prioritizing Projects	Review Roadmap, Establish Improvement Metrics				Annual Self Assessment and Improvement Planning,			
Grant Development		Summary of Grant Process	Grant Education	Information Collection, Prioritize Projects		Develop LOIs	FEMAGO Training	Application Status, Summary of Grant Process	Grant Education	Information Collection, Prioritize Projects	
PDRP Development		Kick-off	Base Plan	Annex A: Community Planning and Development Committee Annex		Annex B: Economic Committee Annex	Annex C: Health and Social Services Committee Annex	Annex D: Housing Committee Annex	Annex E: Infrastructure Committee Annex	Annex F: Natural and Cultural Resources Committee Annex	

# Questions?



Base Plan

---

# Pre-Disaster Recovery Plan Technical Assistance Workshop

# PDRP Planning Timeline



# Base Plan Discussion Topics

- Base Plan Elements
- Plan Development
- Planning Partners
- Pulse Check



# Plan Outline

- Purpose, Scope, Situation Overview, and Assumptions
- Concept of Operations
- Organization and Assignment of Responsibilities
- Direction, Control, and Coordination
- Information Collection, Analysis, and Dissemination
- Communications
- Administration, Finance, and Logistics
- Plan Development and Maintenance
- Authorities and References
- Recovery Committee Annexes
- Appendix A: Recovery Action Plan Template

# Purpose, Scope, Situation, and Assumptions

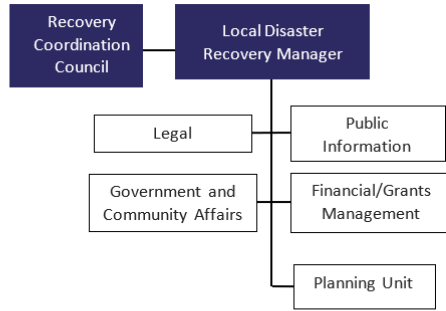
- Purpose: Why does the plan exist? What are the goals?
- Scope: Who does the plan apply to?
- Situation: What is the planning environment?
- Assumptions: What general assumptions were made in plan development?



# Concept of Operations

- What is the overall approach to managing recovery?
- What should happen? When? Who is in charge?
  
- Activation and Notification
- Recovery Planning
  - Recovery Action Plan
  - Strategic Plan
- Recovery Phases
  - Response, Short-term Recovery, Long-term Recovery

# Organization and Assignment of Responsibilities



Community Planning and Development	Economic Recovery	Health and Social Services	Housing	Infrastructure	Natural and Cultural Resources
<ul style="list-style-type: none"> <li>Hazard Mitigation</li> <li>Inspections and Permitting</li> <li>Community Engagement and Long-term Planning</li> </ul>	<ul style="list-style-type: none"> <li>Business Restoration, Retention &amp; Recruitment</li> <li>Employment and Workforce Support</li> <li>Business Recovery Centers</li> </ul>	<ul style="list-style-type: none"> <li>Donations and Volunteers</li> <li>Individual and Family Services</li> <li>Public Health and Medical</li> <li>Schools and Academic Institutions</li> </ul>	<ul style="list-style-type: none"> <li>Housing Availability and Needs Assessment</li> <li>Short-term Housing</li> <li>Long-term Housing</li> </ul>	<ul style="list-style-type: none"> <li>Damage Assessment</li> <li>Debris Management</li> <li>Utility Restoration</li> <li>Transportation Restoration</li> <li>Public Facility Repair</li> </ul>	<ul style="list-style-type: none"> <li>Environmental Remediation and Restoration</li> <li>Community Arts and Recreation</li> <li>Historic Preservation</li> <li>Agriculture</li> </ul>

- What are the responsibilities of each partner agency?
- What is the organization structure/hierarchy?
- Recovery Organization
- Recovery Committees
- Alignment with State/Feds
- Roles and Responsibilities

# Responsibilities: Partner Questions

- What does your organization do day-to-day that you think may be useful in disaster recovery?
- How has your agency and/or subdivisions of your agency been involved in recovery efforts in past disasters? When and for how long did you provide support?
- Does your agency or division have experience supporting administration of any federal Stafford Act programs (e.g., CDBG-DR, SBA, PA, IA, HMGP etc.)?
- For each relevant committee/subcommittee ask stakeholders:
  - What existing programs address key concerns in this recovery area during blue skies? How could that program be leveraged during recovery?
  - Are there any established collaborations (e.g., roundtables, task forces, etc.) that could help with recovery functions?
  - What expertise or resources does the agency have related to this committee's focus area?
  - What existing planning has been done related to this committee's focus area?

# Direction, Control, and Coordination

- What command elements will direct recovery operations?

# Information Collection, Analysis, and Dissemination

- What data and information must be gathered, managed, and maintained by recovery partners?
- Incident Information
- Public Information

# Communications

- What elements and methods guide internal and external communications?
- How does the jurisdiction ensure interoperability within the recovery organization and external agencies?
- How is the public informed of recovery support operations?
  
- Internal Communications
- Inter-governmental Communications

# Administration, Finance, and Logistics

- What agreements and contracts are vital to recovery efforts?
- What purchasing, reporting, financial, and administrative procedures are vital to recovery efforts?
- Mutual Aid
- Procurement and Cost Documentation

# Plan Development and Maintenance

- What steps are necessary to ensure the plan is kept current and active?
- What steps are necessary to regularly test, train, and/or exercise the plan on a regular basis?



# Authorities and References

- What legal authorities guide recovery operations?
- Legal Authority
- References

# Questions?



# Recovery Committee Annexes

- How do the committees function?
- What do committees do?
- What is their mission?
- What are their objectives?
- Who do they work with and rely on for recovery operations?
- What activities do they do before disasters and in all stages of recovery?

# Appendix A: Recovery Action Plan Template

- Used for true disaster recovery
- Documents situation, objectives and coordination during a timeframe

**Base Plan**

# **Planning Partners**

- Government
- Private
- Non-governmental  
Recovery Partners

# Next Workshop



**Workshop #3 Partners**  
**May 17, 2023**

# **Annex A: Community Planning and Development Committee**

- Hazard Mitigation
- Inspections and Permitting
- Community Engagement
- Long-term Planning

# Pulse Check



# Action Items

- Workshop #2
  - Follow Up with your local planning partners
  - Host a meeting to introduce recovery planning
  - Complete the Pre-Disaster Recovery Plan Template (Base Plan)
- Workshop #3
  - Identify and invite planning partners

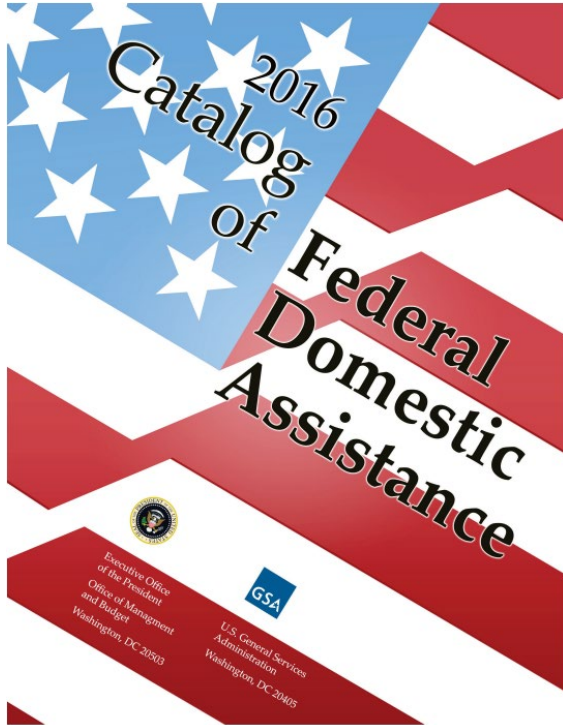


Grant Capability Development

---

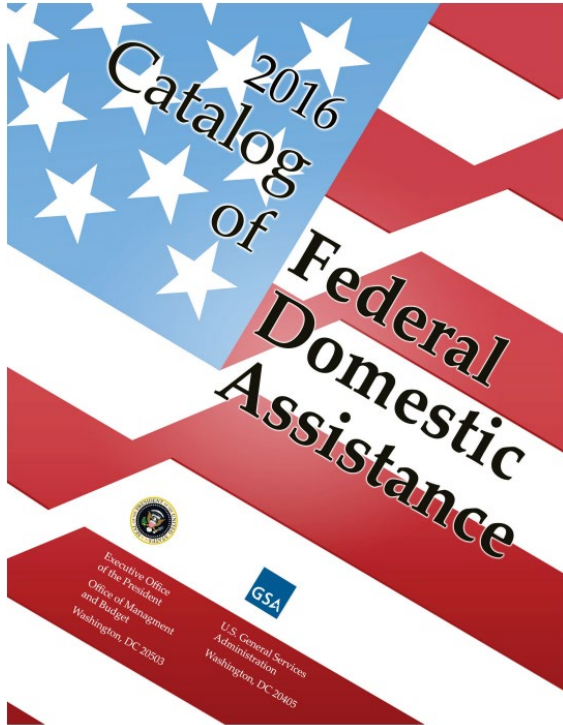
# Grant Workshop

# Catalog of Federal Domestic Assistance (CFDA)



- What was the Catalog of Federal Domestic Assistance (CFDA)?
- Understand the Catalog of Federal Domestic Assistance
- Transition to the SAM.gov website
- Available assistance programs

# Catalog of Federal Domestic Assistance (CFDA)



- Is the Catalog of Federal Domestic Assistance legitimate?
- What is the Catalog of Federal Domestic Assistance called now?
- [SAM.gov | Assistance Listings](#) (Where the CFDA is now housed)

# Mitigation Grants

- Pre-Disaster Mitigation (PDM) and Legislative Pre-Disaster Mitigation (LPDM)
- Building Resilience Infrastructure and Communities (BRIC)
- Flood Mitigation Assistance (FMA)



# Mitigation Grants

- Hazard Mitigation Grant Program (HMGP)
- Rehabilitation of High Hazard Potential Dams (HHPD)
- Hazard Mitigation Grant Program – Post Fire (HMGP-Post Fire)



# Projects and Prioritization – Mitigation Plan

Projects come in all shapes and sizes, the key is a **sustained action taken to reduce the risk of people and property from hazards:**



# Projects and Prioritization – Mitigation Plan

Safe Rooms

Riverbank Stabilization

Flood Wall

Warning Sirens

Wildfire Mitigation (fuel reduction, building materials, etc.)

Stormwater Upgrades

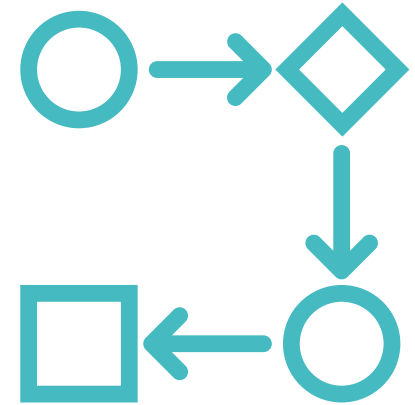
Acquisition/Demolition





# Typical Grant Application Process

- Collect Information – May-July
- Notice Of Funding Opportunity – August
- Prepare Letter of Interest – September
- State Letter of Interest Due – October
- State Application Due – November
- State Feedback – December
- FEMA Application Due – January



# Getting Ready!

- Information Collection
  - ✓ Ensure you have your UEI through SAM.GOV
  - ✓ Ensure you have registered in FEMA GO
  - ✓ Have all reports, studies, and technical assistance ready to go.
  - ✓ KNOW your project: nature-based solutions? Climate change?



# Getting Ready!

- Information Collection
  - ✓ Know your Social Vulnerability Index, population counts, etc.
  - ✓ Ensure your project has backing from your local government and the public (saves grief).
  - ✓ Know where your cost share will come from and be ready to get it on the Board's Agenda of whoever must approve it.



# Questions?





Recovery Capability Development

---

# Roadmap to Resilient Recovery Workshop

# Review of Self-Assessment

- Roadmap to Resilient Recovery Self Assessments were due March 1.
  - Submissions: Iredell, Concord, Mecklenburg, Lincoln, Cabarrus
- Extension to March 3.
  - Submissions: Anson, Union
- Past Due.
  - Gaston, Rowan, Stanly



# Review of Self-Assessment

- Importance of the Roadmap Self-Assessment
  - Will assist your jurisdiction in establishing a baseline understanding of where you are within the roadmap guidance to identify future development targets and improvement areas.
  - Completing the Roadmap Self-Assessment enables an RRC participant to be eligible to receive direct technical assistance for the FEMA grant component in accordance with the approved scope of work with the Office of State Budget and Management (OSBM) contract requirements.

# Review of Self-Assessment

- Activity levels
  1. Element exists but in a limited capacity
  2. Element present in an active program
  3. Element established as a robust program
  4. Element would be considered a national best practice
- Target Score: 2.00

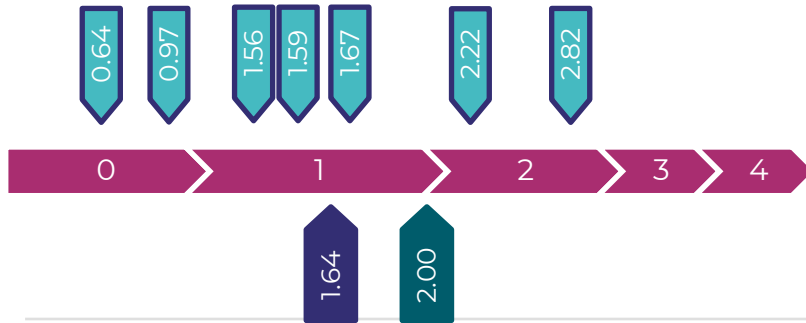
Roadmap	Resilient Recovery Roadmap		Program Implementation Self-Assessment				
			Not Identifiable	Limited Activity	Active Program	Robust Program	Best Practice
Roadmap	Recommended Activities	Suggested Elements	0	1	2	3	4
Part 1: Organizing	Organize Local Leadership	Champions identified and engaged in program		1	2	4	
	Involve the Whole Community	Whole Community representatives identified and engaged		3	2		2
	Establish Coordination Methods	Voluntary Organizations Active in Disaster (VOAD) developed and engaged	2	2	1	2	
		Local Emergency Planning Committees Community Resilience Committees	3	4	4	2	1
Part 2: Recovery Planning	Assess Capabilities and Threats	Stakeholder Preparedness Review (SPR)	1	2	2	1	1
		Threat and Hazard Identification and Risk Assessment (THIRA)			2	3	2
		Hazard Vulnerability Assessment			2	2	3
	Create Recovery Plans	Long-Term Recovery Plan developed	2	3	2		
		Metrics for successful recovery established	2	3	2		
	Integrate Hazard Mitigation with Recovery	Recovery goals determined	1	3	3		
		Mitigation actions integrated with recovery programs	2	3	1		1
	Prioritize Projects	Recovery priorities determined	1	1	5		
		Additional prioritization considerations	2	1	2	1	1
	Implement Resilient Systems	Implementing resilient systems approach		4	2		1
Integrate Approach to Recovery Programs	Implementing integrated recovery approach	1	5			1	
Part 3: Managing Recovery Programs	Identify Recovery Staffing	Recovery staffing identified	1	2	3		1
	Manage Financials	Finance Department engaged in recovery programs	1	2	1	2	1
		Recovery financial plan developed	2	4	1		
	Leverage Available Resources	Supporting Whole Community financial resilience	3	4			
		Existing recovery resources identified and engaged	1	1	5		
	Pursue Grant Opportunities	FEMA grant opportunities assessed	1	1	2	2	1
		Other grant opportunities assessed	1	1	1	3	1
	Implement Improvement Process	Application developed/submitted	1	2	3		1
Improvement process implemented		2	1	4			
Determined recovery program success factors		2	3	2			
Regularly assess progress and implement improvements	2	3	2				
Total:			34	59	56	22	18
Recovery Program Self-Assessment Score *							1.64

\* A score of 2 indicates an active recovery program. The score is determined by adding up the value of all of the indicated elements and dividing that number by the total number of elements.



# Review of Self-Assessment

- Regional Accumulated Score: 1.64
  - Regional Target: 2.00
  - Minimum submitted score: 0.64
  - Maximum submitted score: 2.82



Roadmap	Resilient Recovery Roadmap		Program Implementation Self-Assessment					
			Not Identifiable	Limited Activity	Active Program	Robust Program	Best Practice	
	Recommended Activities	Suggested Elements	0	1	2	3	4	
Part 1: Organizing	Organize Local Leadership	Champions identified and engaged in program		1	2	4		
	Involve the Whole Community	Whole Community representatives identified and engaged		3	2		2	
	Establish Coordination Methods	Voluntary Organizations Active in Disaster (VOAD) developed and engaged		2	2	1	2	
		Local Emergency Planning Committees				4	2	1
Community Resilience Committees			3	4				
Part 2: Recovery Planning	Assess Capabilities and Threats	Stakeholder Preparedness Review (SPR)	1	2	2	1	1	
		Threat and Hazard Identification and Risk Assessment (THIRA)			2	3	2	
		Hazard Vulnerability Assessment			2	2	3	
	Create Recovery Plans	Long-Term Recovery Plan developed	2	3	2			
		Metrics for successful recovery established	2	3	2			
		Recovery goals determined	1	3	3			
	Integrate Hazard Mitigation with Recovery	Mitigation actions integrated with recovery programs	2	3	1		1	
	Prioritize Projects	Recovery priorities determined	1	1	5			
		Additional prioritization considerations	2	1	2	1	1	
	Implement Resilient Systems	Implementing resilient systems approach		4	2		1	
Integrate Approach to Recovery Programs	Implementing integrated recovery approach	1	5			1		
Part 3: Managing Recovery Programs	Identify Recovery Staffing	Recovery staffing identified	1	2	3		1	
	Manage Financials	Finance Department engaged in recovery programs	1	2	1	2	1	
		Recovery financial plan developed	2	4	1			
		Supporting Whole Community financial resilience	3	4				
	Leverage Available Resources	Existing recovery resources identified and engaged	1	1	5			
	Pursue Grant Opportunities	FEMA grant opportunities assessed	1	1	2	2	1	
		Other grant opportunities assessed	1	1	1	3	1	
		Application developed/submitted	1	2	3		1	
	Implement Improvement Process	Improvement process implemented	2	1	4			
		Determined recovery program success factors	2	3	2			
Regularly assess progress and implement improvements		2	3	2				
Total:			34	59	56	22	18	
<b>Recovery Program Self-Assessment Score *</b>							<b>1.64</b>	

\* A score of 2 indicates an active recovery program. The score is determined by adding up the value of all of the indicated elements and dividing that number by the total number of elements.

# Review of Self-Assessment

- Values indicated in the matrix are the number of times a participant selected that score.
  - Example: 4 participants assessed their jurisdiction to have a Robust Program (3) that Identifies Champions and Engages them in the Recovery Program.

Roadmap	Resilient Recovery Roadmap		Program Implementation Self-Assessment					
			Not Identifiable	Limited Activity	Active Program	Robust Program	Best Practice	
	Recommended Activities	Suggested Elements	0	1	2	3	4	
<b>Part 1: Organizing</b>	Organize Local Leadership	Champions identified and engaged in program		1	2	4		
	Involve the Whole Community	Whole Community representatives identified and engaged		3	2		2	
	Establish Coordination Methods	Voluntary Organizations Active in Disaster (VOAD) developed and engaged	2	2	1	2		
		Local Emergency Planning Committees			4	2	1	
		Community Resilience Committees	3	4				
<b>Part 2: Recovery Planning</b>	Assess Capabilities and Threats	Stakeholder Preparedness Review (SPR)	1	2	2	1	1	
		Threat and Hazard Identification and Risk Assessment (THIRA)			2	3	2	
			Hazard Vulnerability Assessment			2	2	3
	Create Recovery Plans	Long-Term Recovery Plan developed	2	3	2			
		Metrics for successful recovery established	2	3	2			
			Recovery goals determined	1	3	3		
	Integrate Hazard Mitigation with Recovery	Mitigation actions integrated with recovery programs	2	3	1		1	
	Prioritize Projects	Recovery priorities determined	1	1	5			
		Additional prioritization considerations	2	1	2	1	1	
	Implement Resilient Systems	Implementing resilient systems approach		4	2		1	
Integrate Approach to Recovery Programs	Implementing integrated recovery approach	1	5			1		
<b>Part 3: Managing Recovery Programs</b>	Identify Recovery Staffing	Recovery staffing identified	1	2	3		1	
	Manage Financials	Finance Department engaged in recovery programs	1	2	1	2	1	
		Recovery financial plan developed	2	4	1			
			Supporting Whole Community financial resilience	3	4			
	Leverage Available Resources	Existing recovery resources identified and engaged	1	1	5			
	Pursue Grant Opportunities	FEMA grant opportunities assessed	1	1	2	2	1	
		Other grant opportunities assessed	1	1	1	3	1	
		Application developed/submitted	1	2	3		1	
	Implement Improvement Process	Improvement process implemented	2	1	4			
		Determined recovery program success factors	2	3	2			
	Regularly assess progress and implement improvements	2	3	2				
<b>Total:</b>			34	59	56	22	18	
<b>Recovery Program Self-Assessment Score *</b>								<b>1.64</b>

\* A score of 2 indicates an active recovery program. The score is determined by adding up the value of all of the indicated elements and dividing that number by the total number of elements.

# Review of Self-Assessment

- Strengths Highlights
  - Champions identified and engages in program
  - LEPCs
  - THIRA and HVA
  - Determining Recovery Priorities
  - Pursuing Grants Opportunities

Roadmap	Resilient Recovery Roadmap		Program Implementation Self-Assessment					
			Not Identifiable	Limited Activity	Active Program	Robust Program	Best Practice	
	Recommended Activities	Suggested Elements	0	1	2	3	4	
Part 1: Organizing	Organize Local Leadership	Champions identified and engaged in program		1	2	4		
	Involve the Whole Community	Whole Community representatives identified and engaged		3	2		2	
	Establish Coordination Methods	Voluntary Organizations Active in Disaster (VOAD) developed and engaged	2	2	1	2		
		Local Emergency Planning Committees			4	2	1	
		Community Resilience Committees	3	4				
Part 2: Recovery Planning	Assess Capabilities and Threats	Stakeholder Preparedness Review (SPR)	1	2	2	1	1	
		Threat and Hazard Identification and Risk Assessment (THIRA)			2	3	2	
			Hazard Vulnerability Assessment			2	2	3
	Create Recovery Plans	Long-Term Recovery Plan developed	2	3	2			
		Metrics for successful recovery established	2	3	2			
		Recovery goals determined	1	3	3			
	Integrate Hazard Mitigation with Recovery	Mitigation actions integrated with recovery programs	2	3	1		1	
		Recovery priorities determined	1	1	5			
	Prioritize Projects	Additional prioritization considerations	2	1	2	1	1	
		Implement Resilient Systems	Implementing resilient systems approach		4	2		1
Integrate Approach to Recovery Programs	Implementing integrated recovery approach	1	5			1		
Part 3: Managing Recovery Programs	Identify Recovery Staffing	Recovery staffing identified	1	2	3		1	
		Finance Department engaged in recovery programs	1	2	1	2	1	
	Manage Financials	Recovery financial plan developed	2	4	1			
		Supporting Whole Community financial resilience	3	4				
	Leverage Available Resources	Existing recovery resources identified and engaged	1	1	5			
		FEMA grant opportunities assessed	1	1	2	2	1	
	Pursue Grant Opportunities	Other grant opportunities assessed	1	1	1	3	1	
		Application developed/ submitted	1	2	3		1	
	Implement Improvement Process	Improvement process implemented	2	1	4			
		Determined recovery program success factors	2	3	2			
Regularly assess progress and implement improvements		2	3	2				
Total:			34	59	56	22	18	
<b>Recovery Program Self-Assessment Score *</b>							<b>1.64</b>	

\* A score of 2 indicates an active recovery program. The score is determined by adding up the value of all of the indicated elements and dividing that number by the total number of elements.

# Review of Self-Assessment

- Improvement Areas Highlights
  - Involving VOADs
  - Community Resilience Committees
  - Recovery Planning
  - Integrating Mitigation
  - Resilient Systems
  - Integrated Recovery
  - Financial Recovery
  - Improvement Process

Roadmap	Resilient Recovery Roadmap		Program Implementation Self-Assessment				
			Not Identifiable	Limited Activity	Active Program	Robust Program	Best Practice
	Recommended Activities	Suggested Elements	0	1	2	3	4
<b>Part 1: Organizing</b>	Organize Local Leadership	Champions identified and engaged in program		1	2	4	
	Involve the Whole Community	Whole Community representatives identified and engaged		3	2		2
	Establish Coordination Methods	Voluntary Organizations Active in Disaster (VOAD) developed and engaged	2	2	1	2	
		Local Emergency Planning Committees			4	2	1
		Community Resilience Committees	3	4			
<b>Part 2: Recovery Planning</b>	Assess Capabilities and Threats	Stakeholder Preparedness Review (SPR)	1	2	2	1	1
		Threat and Hazard Identification and Risk Assessment (THIRA)			2	3	2
		Hazard Vulnerability Assessment			2	2	3
	Create Recovery Plans	Long-Term Recovery Plan developed	2	3	2		
		Metrics for successful recovery established	2	3	2		
		Recovery goals determined	1	3	3		
	Integrate Hazard Mitigation with Recovery	Mitigation actions integrated with recovery programs	2	3	1		1
	Prioritize Projects	Recovery priorities determined	1	1	5		
		Additional prioritization considerations	2	1	2	1	1
	Implement Resilient Systems	Implementing resilient systems approach		4	2		1
Integrate Approach to Recovery Programs	Implementing integrated recovery approach	1	5			1	
<b>Part 3: Managing Recovery Programs</b>	Identify Recovery Staffing	Recovery staffing identified	1	2	3		1
	Manage Financials	Finance Department engaged in recovery programs	1	2	1	2	1
		Recovery financial plan developed	2	4	1		
		Supporting Whole Community financial resilience	3	4			
	Leverage Available Resources	Existing recovery resources identified and engaged	1	1	5		
	Pursue Grant Opportunities	FEMA grant opportunities assessed	1	1	2	2	1
		Other grant opportunities assessed	1	1	1	3	1
		Application developed/submitted	1	2	3		1
	Implement Improvement Process	Improvement process implemented	2	1	4		
		Determined recovery program success factors	2	3	2		
Regularly assess progress and implement improvements		2	3	2			
<b>Total:</b>			34	59	56	22	18
<b>Recovery Program Self-Assessment Score *</b>							<b>1.64</b>

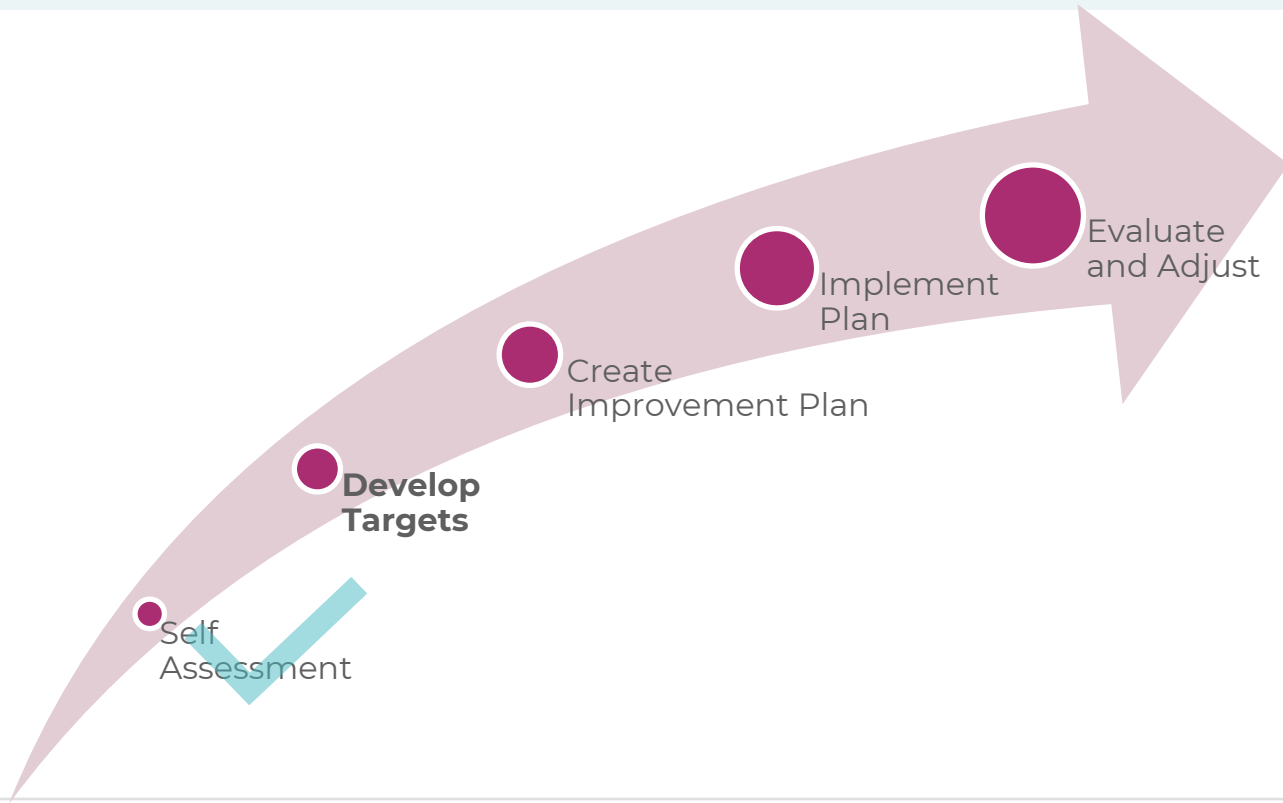
\* A score of 2 indicates an active recovery program. The score is determined by adding up the value of all of the indicated elements and dividing that number by the total number of elements.

# PAST DUE ACTION ITEM

- If you did not complete the self-assessment that was due March 1, then extended to March 3, please submit it as soon as possible.
  - The Next Step **REQUIRES** a completed Self-Assessment
    - It is a grant requirement in order to receive Technical Assistance



# Roadmap Progress



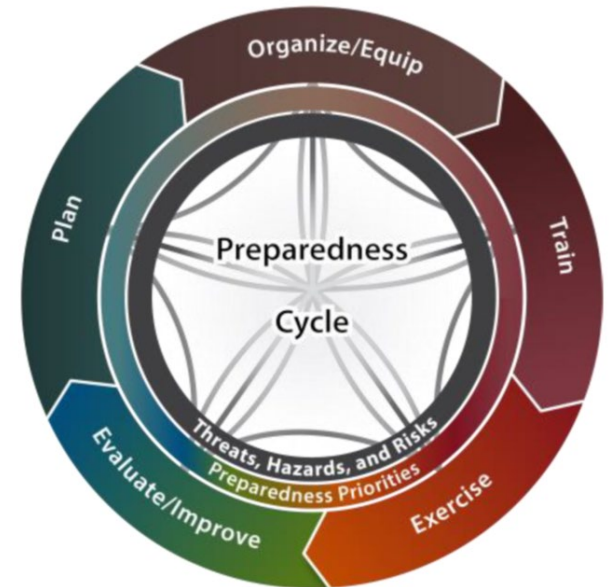
# Why should we create improvement targets?

- Targets provides those with responsibility over the recovery program a mechanism for accountability with other recovery partners.
  - Collaborative goals generate collaborative success
- In combination with the self-assessment, targets create a metric for recovery program efforts to assess growth.
  - Jurisdiction can set priorities and then adjust them during the annual assessment.



# Improvement Process

- Evaluation and Improvement Planning are important steps towards creating a preparedness culture and building resilient communities.
- Outlines a high-level approach to accomplishing the target as well as the responsible organization, funding source, and target completion date.
- Brings together the collaboration and accountability needed to implement the targets





# Developing SMART Targets

- Review Improvement Areas
- Determine Priorities
- Develop SMART Targets
- Create Accountability

## **S**pecific

- Clear but concise goal

## **M**easurable

- Define what success looks like

## **A**ctionable

- Action oriented, but attainable

## **R**elevant

- Addresses the root cause issues

## **T**ime-Based

- Accountable but realistic time frame

# Developing SMART Targets

- Example:
  - While developing the Pre-Disaster Recovery Plan with the RRC Workshop (2023-2024), review the Hazard Mitigation Plan (HMP) actions and align as many of the activities as possible to identify efficiencies in funding, staffing, and resources. Include the three new NCEM goals: Equity, Whole Community, Climate Resilience, Readiness,
  - Specific
  - Measurable:
  - Actionable:
  - Relevant:
  - Time Based:

# Create Improvement Plan

Resilient Recovery Roadmap - Improvement Plan						
Jurisdiction: <b>County A</b>		Assessment Completed By: <b>EMA Director</b>		Date: <b>2022-12-01</b>		
<i>Roadmap Element</i>	<i>Improvement Target</i>	<i>Implementation Approach</i>	<i>Responsible Organization</i>	<i>Completion Target Date</i>	<i>Funding Source</i>	<i>Priority</i>
Integrate Mitigation Actions with Recovery Programs	While developing the Pre-Disaster Recovery Plan with the RRC Workshop (2023-2024), review the Hazard Mitigation Plan (HMP) actions and align as many of the activities as possible to identify efficiencies in funding, staffing, and resources.	Review the HMP mitigation actions in a joint session with the Long-Term Recovery Committee (LTRC) and Local Emergency Planning Committee (LEPC). Identify common efforts and align priorities. Update the HMP and the LTRP accordingly.	EMA	2023-06-01	Hazard Mitigation Grant Program (HMGP)	1
						2
						3
						4
						5
						6
						7
						8

# Improvement Planning Action Items

- IEM will contact EM Leads to Schedule 1-1 Workshop with Centralina for Technical Assistance:
  - Review/Update Self-Assessment Scores
  - Prioritize/Review/Develop Targets
  - Overview of Improvement Planning
- Complete Improvement Plan and send a copy to [cdanis@centralina.org](mailto:cdanis@centralina.org) by May 1
  - Complete Draft Improvement Plan

# Questions?



---

# Next Steps

# Action Items

- Roadmap
  - IEM will contact EM Leads to Schedule 1-1 Workshop with Centralina for Technical Assistance:
    - Review/Update Self-Assessment Scores
    - Prioritize/Review/Develop Targets
    - Overview of Improvement Planning
  - Complete Improvement Plan and send a copy to [cdanis@centralina.org](mailto:cdanis@centralina.org) by May 1
    - Complete Draft Improvement Plan
- PDRP
  - Workshop #2
    - Follow Up with your local planning partners
    - Host a meeting to introduce recovery planning
    - Complete the Pre-Disaster Recovery Plan Template (Base Plan)
  - Workshop #3
    - Identify and invite planning partners

# Next Meeting

- **RRC Workshop #3:** (Virtual)
  - May 17th



# Contact Information

**Benj Korson**  
*Project Manager*

IEM  
940-372-2761  
Benj.Korson@iem.com

**Jeanne Bunting**  
*Grant Development*

IEM  
785-554-9978  
Jeanne.Bunting@iem.com

**Christina Danis, PhD., AICP**

*Director of Community  
Economic Development*

Centralina  
704-688-6502  
cdanis@centralina.org

**Katie Canady**  
*Pre-Disaster Recovery Plan*

IEM  
443-604-5769  
Katie.Canady@iem.com

**Brandi Hunter**  
*Project Management Support*

IEM  
346-578-0909  
Brandi.Hunter@iem.com

# THANK YOU

---

704-372-2416 | [info@centralina.org](mailto:info@centralina.org) | 10735 David Taylor Drive, Suite 250, Charlotte, NC 28262

[www.Centralina.org](http://www.Centralina.org)